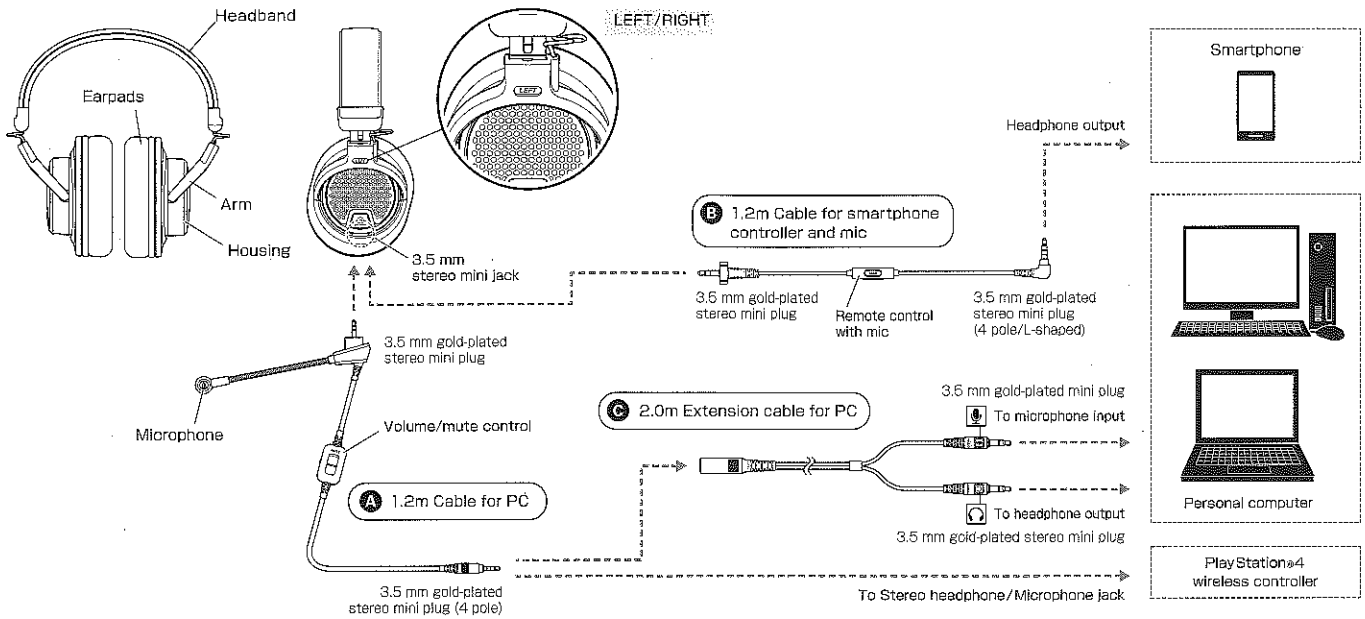


Thank you for purchasing Audio-Technica ATH-PDG1 Game headset.
Read these instructions before using the headphones, and keep the manual for future reference.

Headphone parts

Please confirm each part before using these headphones.



How to use

Using Computer

*Minimize the volume of the device.

1. Connect **A** 1.2m Cable for PC* to headphones.

2. Connect **C** 2.0m Extension cable for PC* to microphone input and headphone output for PC.

*Do not need **C** 2.0m Extension cable for PC* for Stereo headphone / Microphone jack built-in PC.

3. Please make sure to position the earpads correctly (LEFT/RIGHT position and with the earpad covering the whole ear).

4. The microphone can be rotated.

5. Turn on your audio device and adjust volume as necessary.

6. Slide mute switch ON/OFF for microphone.

Using PlayStation®4 Wireless Controller

Using Smartphone

*Minimize the volume of the device.

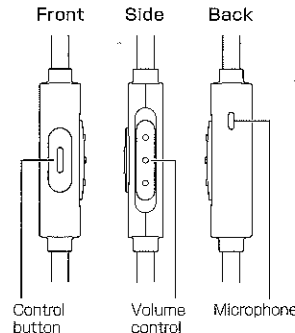
1. Connect **B** 1.2m Cable for smartphone controller and mic to headphones.

2. Connect the plug to smartphone.

3. Please make sure to position the earpads correctly (LEFT/RIGHT position and with the earpad covering the whole ear).

4. Turn on your smartphone, and adjust volume with controller or smartphone as necessary.

Using the remote controller with mic for smartphones



Playback/pause for music/movies/ Answering/ending calls	Press the control button once.
Adjusting volume	Adjust with the volume control.

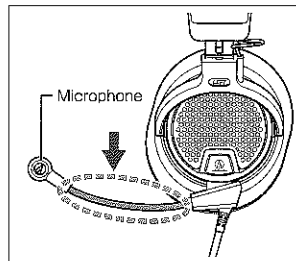
- * Some smartphones do not support playback and pause functionality for music / movie files.
- * The remote control on the headphones cannot adjust the volume on the playback device itself.
- * As the battery power of the playback device decreases, volume may decrease. Playback will not be muted, even on the lowest setting.
- * For detailed information on compatibility, please contact your local Audio-Technica dealer.

Microphone Pivot point

The arm can be moved upward or downward for optimal microphone positioning.

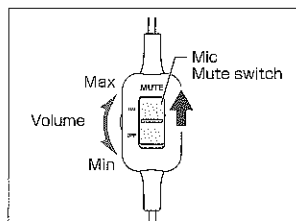
A flexible moving element

*When using this product, please do not hold tight or rub the microphone, which could result in unexpected noise.



Using the remote controller

Adjust the volume for the headphones and mute and unmute microphone.



Caution!

- Never use the headphones while driving a car, riding a motorcycle or bicycle or operating any other vehicle.
- Do not use the headphones in places where the inability to hear ambient sound presents a serious risk (such as at railroad crossings, train stations, construction sites or on roads where vehicles and bicycles are traveling).
- To prevent damage to your hearing, do not raise the volume too high. Listening to loud sound for an extended period may cause temporary or permanent hearing loss.
- Discontinue use if skin irritation results from direct contact with the product.
- Do not disassemble, modify or attempt to repair the headphones.
- To ensure compatibility and correct usage, always consult the user manual of any device before connecting the headphones to it.
- Audio-Technica will not be liable in any way for any loss of data in the unlikely event that such losses should occur while using this product.
- These headphones are designed to easily dissipate noise to the outside. On public transport systems or in other public places, keep the volume low so as not to disturb other people.
- Please minimize the volume on your audio device before connecting the headphones in order to avoid hearing damage from sudden exposure to excessive volume.
- When using this product in a dry environment, you may feel a tingling sensation in your ears. This is caused by static electricity accumulated on your body, not by a headphone malfunction.
- Do not disassemble, modify or attempt to repair the headphones.
- Do not store the headphones under direct sunlight, near heating devices or in a hot, humid or dusty place. Do not allow the headphones to get wet.
- When this product is used for a long time, the headphones may become discolored due to ultraviolet light (especially direct sunlight) or wear.
- Please do not expose the headphones to excessive stress or pressure, which could result in damage or deformation.
- Connect/disconnect the cable by holding the plug. Pulling directly on the cable can result in a broken wire and the risk of electric shock.
- Do not wrap the cable around a rack, furniture or other object. Do not allow the cable to be pinched.

Warnung!

- Benutzen Sie den Kopfhörer niemals, während Sie ein Auto, Motorrad oder Fahrrad fahren oder ein anderes Fahrzeug bedienen.
- Benutzen Sie den Kopfhörer nicht an Orten, die eine ernsthafte Gefahr darstellen (z. B. an Bahnübergängen, Bahnhöfen, Baustellen oder auf Straßen, die von Autos und Fahrrädern befahren werden).
- Um Gehörschäden zu vermeiden, stellen Sie die Lautstärke nicht zu hoch ein. Werden die Ohren längere Zeit einem hohen Schallpegel ausgesetzt, kann es zu vorübergehendem oder permanentem Hörverlust kommen.
- Sollten durch den direkten Kontakt mit dem Produkt Hautirritationen auftreten, stellen Sie die Nutzung des Produkts ein.
- Bitte nicht zerlegen oder umbauen.
- Um Kompatibilität und korrekten Gebrauch zu gewährleisten, schlagen Sie stets in der Bedienungsanleitung des jeweiligen Gerätes nach, bevor Sie den Kopfhörer daran anschließen.
- Audio-Technica haftet in keiner Weise für den unwahrscheinlichen Fall von Datenverlusten, die in Zusammenhang mit der Benutzung dieses Produktes entstehen.
- Dieser Kopfhörer ist so konstruiert, dass Schallwellen leicht nach außen abgeleitet werden. Halten Sie die Lautstärke in öffentlichen Verkehrsmitteln oder an anderen öffentlichen Orten niedrig, um andere Personen nicht zu stören.
- Bitte minimieren Sie die Lautstärke an Ihrem Audiogerät, bevor Sie den Kopfhörer anschließen, um Gehörschäden durch plötzliche Einwirkung übermäßiger Lautstärke zu vermeiden.
- Wenn Sie dieses Produkt in einer trockenen Umgebung benutzen, können Sie eventuell ein Kribbeln in Ihren Ohren verspüren. Dies wird durch die in Ihrem Körper angesammelte statische Elektrizität, nicht durch eine Funktionsstörung des Ohrhörers, verursacht.
- Bitte nicht zerlegen oder umbauen.
- Bewahren Sie den Kopfhörer nicht in direktem Sonnenlicht, in der Nähe von Heizkörpern oder an einem heißen, feuchten oder staubigen Ort auf. Lassen Sie den Kopfhörer nicht nass werden.
- Wird dieses Produkt lange Zeit benutzt, können sich die Kopfhörerteile aufgrund von ultraviolettem Licht (insbesondere direktem Sonnenlicht) verfärben oder abnutzen.
- Bitte setzen Sie den Kopfhörer keiner übermäßigen Belastung oder Druck aus, was zu Beschädigung oder Verformung führen könnte.
- Halten Sie zum Anschließen/Abziehen des Kabels den Stecker. Direktes Ziehen am Kabel kann zu einem Bruch der Aderlitzen und zu einem elektrischen Schlag führen.
- Wickeln Sie das Kabel nicht um ein Rack, ein Möbelstück oder ein anderes Objekt, und achten Sie darauf, dass es nicht eingeklemmt wird.

Aviso!

- No utilice nunca los auriculares cuando conduzca un automóvil, una motocicleta o una bicicleta, ni cuando maneje cualquier otro tipo de vehículo.
- No utilice los auriculares en lugares donde al no poder oír el sonido ambiental corra graves riesgos (pasos a nivel, estaciones de trenes, lugares donde se realizan trabajos de construcción o carreteras donde circulan vehículos y bicicletas).
- Para no dañar su sistema auditivo no suba el volumen demasiado alto. Escuchar sonidos altos durante mucho tiempo puede causar sordera temporal o permanente.
- Deje de utilizarlo si se le irrita la piel por el contacto directo con el producto.
- No lo desmonte ni modifique.
- Para asegurar la compatibilidad y el uso correcto, consulte siempre el manual del usuario de cualquier dispositivo al que se vayan a conectar los auriculares.
- Audio-Technica no será responsable de ninguna pérdida de información, a menos que esta pérdida suceda mientras se está usando el producto.
- Estos auriculares han sido diseñados para disipar fácilmente el ruido hacia el exterior. En sistemas de transporte público o en otros lugares públicos, mantenga el volumen bajo para no molestar a otras personas.
- Reduzca al mínimo el volumen de su aparato de audio antes de conectar los auriculares para evitar dañarse los oídos debido a una exposición repentina a un volumen excesivo.
- Cuando utilice este producto en un ambiente seco puede que note un cosquilleo en sus oídos. Esto se deberá a la electricidad estática acumulada en su cuerpo y por tanto no significa que haya ningún fallo en los auriculares.
- No los desarme ni los reforme.
- No guarde los auriculares bajo la luz solar directa, cerca de aparatos de calefacción ni en lugares calientes, húmedos o polvorientos. No deje que los auriculares se mojen.
- Cuando este producto se utilice durante mucho tiempo, las partes de los auriculares se pueden descolorar debido a la luz ultravioleta (especialmente bajo la luz solar directa) o desgastar.
- No exponga los auriculares a un esfuerzo o presión excesivos porque podrían dañarse o deformarse.
- Conecte y desconecte el cable sujetando la clavija. Tirar directamente del cable puede ser la causa de que se rompan los hilos conductores y alguien corra el riesgo de recibir una descarga eléctrica.
- No pase el cable alrededor de una estantería, mueble u otro objeto, y no permita que sea pellizcado.

AVERTISSEMENT!

- Ne jamais utiliser le casque en conduisant une voiture, une moto ou un vélo, ou au volant de tout autre véhicule.
- Ne pas utiliser le casque dans des endroits où l'incapacité à écouter les bruits ambiants présente un grave danger (comme près d'un passage à niveau, dans une gare, un chantier ou sur une route où roulent des véhicules et des vélos).
- Afin de ne pas endommager votre audition, ne montez pas le volume trop haut. Ecouter à un volume sonore trop élevé pendant une période prolongée peut causer une perte temporaire ou permanente de l'audition.
- Cesser l'utilisation en cas d'irritation de la peau provenant du contact avec le produit.
- Ne pas tenter de démonter ou de modifier le produit.
- Pour garantir la compatibilité et une utilisation correcte, toujours consulter le mode d'emploi d'un appareil avant d'y brancher le casque.
- Audio-Technica n'est pas responsable en cas de perte de données lors de l'utilisation de ce produit.
- Ce casque est conçu pour dissiper facilement le bruit vers l'extérieur. Dans les transports en commun ou autres lieux publics, baisser le volume afin de ne pas déranger les autres personnes.
- Baisser le volume sur l'appareil audio avant de brancher le casque afin d'éviter une détérioration de l'audition en raison d'une exposition soudaine à un volume excessif.
- Lorsque vous utilisez ce produit dans un environnement sec, il se peut que vous ressentiez un picotement dans les oreilles. Cela est causé par l'électricité statique accumulée sur votre corps, non par un dysfonctionnement du casque.
- Ne pas tenter de démonter ou de modifier le produit.
- Ne pas ranger le casque en plein soleil, à proximité d'appareils de chauffage ou dans un endroit chaud, humide ou poussiéreux. Veiller à ne pas mouiller le casque.
- L'utilisation prolongée de ce produit risque de provoquer la décoloration des pièces du casque du fait de la lumière ultraviolette (particulièrement les rayons directs du soleil) ou de l'usage.
- Ne pas exercer de tension ou pression excessive sur le casque sous peine de l'endommager ou de le déformer.
- Brancher/débrancher le cordon en le tenant par sa fiche. Tirer directement sur le cordon peut provoquer la rupture du fil et présenter un risque d'électrocution.
- Ne pas enrouler le cordon autour d'un casier, meuble ou autre objet, ni le pincer.

Avvertenza!

- Non usare mai la cuffia alla guida di un'automobile, motociclo o bicicletta o conducendo qualsiasi altro veicolo.
- Non usare la cuffia in luoghi nei quali l'impossibilità di udire costituisce un grave pericolo (come passaggi a livello e stazioni ferroviarie, cantieri e strade nelle quali circolano veicoli e biciclette).
- Per evitare lesioni uditive, non regolare il volume a un livello eccessivo. Ascoltare audio a volume elevato per periodi prolungati può causare la perdita temporanea o permanente dell'udito.
- Interrompere l'uso nel caso in cui si verifichi un'irritazione della pelle da contatto diretto con il prodotto.
- Non smontare o modificare.
- Per verificare compatibilità e correttezza d'uso, consultare sempre il manuale di ogni apparecchiatura prima di collegarla alla cuffia.
- Audio-Technica non potrà essere ritenuta responsabile nella remota ipotesi che dovesse verificarsi una qualsiasi perdita di dati in concomitanza con l'uso del prodotto.
- Queste cuffie è stata progettata per una facile emissione del suono all'esterno. Sui mezzi di trasporto o nei luoghi pubblici tenere il volume basso per non disturbare gli altri.
- Per evitare lesioni uditive dovute all'esposizione improvvisa a volume elevato, prima di collegare la cuffia abbassare al minimo il volume dell'apparecchio audio.
- Quando si usa questo prodotto in un ambiente secco, si potrebbe avvertire una sensazione di formicolio negli orecchi. Ciò è dovuto all'elettricità statica accumulata sul corpo e non si tratta di un malfunzionamento della cuffia.
- Non smontare o modificare.
- Non conservare la cuffia alla luce solare diretta, vicino ad apparecchi di riscaldamento o in ambienti caldi, umidi o polverosi. Fare in modo che la cuffia non si bagni.
- Nel tempo, parti della cuffia potrebbero sbiadire per effetto della luce ultravioletta (specialmente se esposte alla luce solare diretta) o dell'uso.
- Per evitare guasti o deformazioni, non schiacciare o comprimere eccessivamente la cuffia.
- Collegare/scollegare il cavo afferendo la presa spinotto. Tirando direttamente il cavo potrebbe rompersi un filo e presentarsi il rischio di una scossa elettrica.
- Non avvolgere il cavo intorno a rack, mobili o altri oggetti, né pizzicarli.

주의!

- 운전 중이나 모터사이클 또는 자전거 운행 중 또는 기타 차량을 조작 중일 때는 헤드폰을 사용하지 마십시오.
- 주변 소리를 듣지 못할 경우 심각한 위험이 발생할 수 있는 곳에서는 헤드폰을 사용하지 마십시오(예를 들어 철길 건널목, 기차역, 건설 현장 또는 차량과 자전거가 운행 중인 도로 등).
- 귀각 손상상을 방지하기 위해 볼륨을 너무 높게 올리지 마십시오. 높은 소리를 장시간 들으면 일시적 또는 영구적 청각 손상이 발생할 수 있습니다.
- 제품과 직접 접촉하여 피부 자극 발생 시 사용을 중지해 주십시오.
- 본헤드폰 개조를 하지 마십시오.
- 호환성과 올바른 이용을 위해, 헤드폰을 장치에 연결하기 전에 항상 장치의 사용 설명서를 읽어보십시오.
- 본 제품을 사용할 시에 만에 하나 메모리 등이 소실되거나 당사에서는 책임을 지지 않습니다.
- 본 헤드폰은 잠을 쉽게 외부로 배출하도록 설계되었습니다. 대중교통을 이용하거나 기타 공공 장소에서는 다른 사람에게 방해가 되지 않도록 볼륨을 낮추시기 바랍니다.
- 과도한 볼륨이 갑자기 노출될 때 발생할 수 있는 청각 손상을 방지하기 위해, 헤드폰을 연결하기 전 오디오 장치의 볼륨을 가장 낮게 조절하십시오.
- 본 제품은 건조한 환경에서 사용할 때는 귀가 따갑거나 건조한 느낌이 들 수 있습니다. 이는 헤드폰 고장이나 아니라 몸에 축적된 정전기로 인한 현상입니다.
- 본헤드폰 개조를 하지 마십시오.
- 헤드폰을 직사광선 아래, 열이 발생하는 장치 근처 또는 뜨겁거나, 습기 또는 먼지가 많은 곳에 보관하지 마십시오. 헤드폰이 젖지 않도록 주의하십시오.
- 본 제품을 장기간 사용하던 자외선(특히 직사광선) 또는 마모로 인해 헤드폰 부분이 변색될 수 있습니다.
- 손상되거나 변형될 수 있으므로 헤드폰에 과도한 힘이나 압력을 가하지 마십시오.
- 코드를 연결하거나 분리할 때는 플러그를 잡으십시오. 코드를 잡아당기면 선이 끊어져 장전의 위험이 있습니다.
- 코드를 가구나 기타 물체에 감거나 과도하게 늘리지 않도록 주의하십시오.

Cleaning

Get into the habit of regularly cleaning your headphones to ensure that they will last for a long time. Do not use alcohol, paint thinners or other solvents for cleaning purposes.

Cleaning the headphones and microphone

To clean, wipe with a dry cloth.

Cleaning the cables

If the cables have become soiled (by perspiration, for instance), wipe them with a dry cloth immediately after use. Using cables which are dirty may cause them to deteriorate, become hard and give rise to problems.

Cleaning the plug

Using the plug when it is dirty may cause intermittent sound or noise. When the plug is dirty, wipe it with a dry cloth.

Cleaning the earpads and headband

To clean, wipe with a dry cloth. Earpads and headband may fade if sweat or water dries on them. If the earpads get wet, we recommend wiping them with a dry cloth and allowing them to dry in the shade.

- For long-time storage, keep the headphones in a well-ventilated place without high temperatures and humidity.
- The earpads and headband deteriorate over time due to use or storage. For information about replacing earpads and headband or other parts, or for information about other serviceable parts, contact your Audio-Technica dealer or service center.

Specifications**Headphones**

- Type: Open air dynamic
- Driver: 40 mm
- Output sound pressure level: 92 dB/mW
- Frequency response: 20 ~ 20,000 Hz
- Maximum input power: 1,300 mW
- Impedance: 39 Ω

• Weight : approx. 225 g (without cable)

Accessory:

- 1.2m Cable for PC: 3.5 mm gold-plated stereo mini-plug (4 pole)
- 1.2m Cable with smartphone controller and mic: 3.5 mm gold-plated stereo mini-plug (4 pole/L-shaped)
- 2.0 m Extension cable for PC: 2 x 3.5 mm plugs for audio and mic

Microphone (1.2m Cable for PC)

- Element: Back electret condenser
- Polar Pattern: Unidirectional
- Sensitivity: -38 dB (0 dB=1 V/Pa, 1 kHz)
- Frequency response: 250 ~ 16,000 Hz

Microphone (1.2m Cable for smartphone controller and mic)

- Element: Condenser
- Polar Pattern: Omnidirectional
- Sensitivity: -40 dB (0 dB=1 V/Pa, 1 kHz)
- Frequency response: 100 ~ 10,000 Hz
- *Microphone : plug-in power
- (*For product improvement, this product is subject to modification without notice.)

*"PlayStation" is a registered trademark of Sony Computer Entertainment Inc. PS4 is a trademark of the same company.

audio-technica

Audio-Technica Corp.

2-46-1 Nishi-naruse, Machida, Tokyo 194-8666, Japan

©2014 Audio-Technica Corp.